



CLEAN ROOM

CEILING SYSTEM



CEILING SYSTEM

ELECTRONICS AND SEMICONDUCTORS



**FEW COMPONENTS.
EASY ASSEMBLY.
NO COMPROMISES.**

Application areas

- semiconductor industry
- car industry
- microelectronics
- nanotechnology
- optics
- solar industry
- aerotechnics
- MEMS
- medical technology
- mechanical engineering

Our ceiling systems offer individually adjusted contamination control for all cleanroom classes. They are modularly expandable and can easily be fitted with lights and filters. Ceiling panels are available in single or double shell design, in standard grids of 600 × 1200 mm and 1200 × 1200 mm – on request, grids starting at 150 mm × 150 mm are also possible. All ceiling systems comply with the EN ISO 14644-4 cleanroom standard and are certified by the Fraunhofer institute.

Light ceilings:

- modularly constructed grid ceiling
- light weight, quick and easy assembly

Ceilings with 100 kg/m² single load:

- modularly constructed grid ceiling
- can be walked on for maintenance work
- machinery can be mounted to the ceiling and above the cleanroom

Ceilings with 200 kg/m² single/point load:

- modularly constructed cassette ceilings
- can be walked on for maintenance work
- heavy machinery can be mounted to the ceiling and above the cleanroom

Technical data

- extrusion depth 58 mm, extrusion height 40 mm
- grid sizes 600 × 1200 or 1200 × 1200 mm
- other grid sizes from 150 × 150 mm possible
- anodized aluminium ceiling extrusions
- different ceiling panels, single or double



TECHNICAL FEATURES

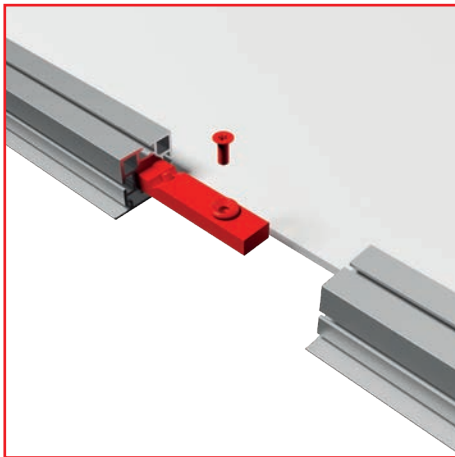
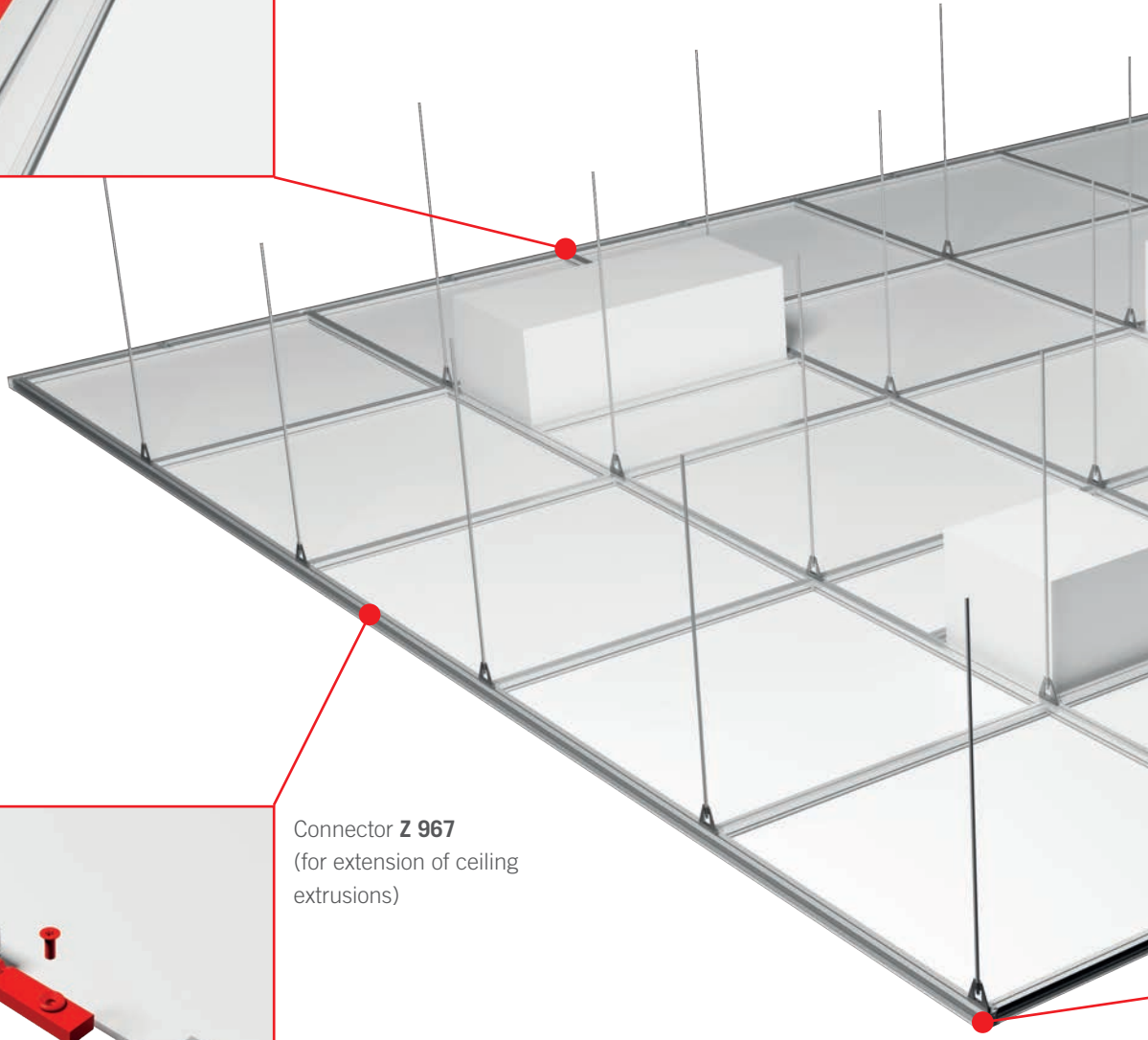
Ceiling system electronics and semiconductors





Ceiling bracket **C 670**
(to attach the ceiling
construction to wall on site)

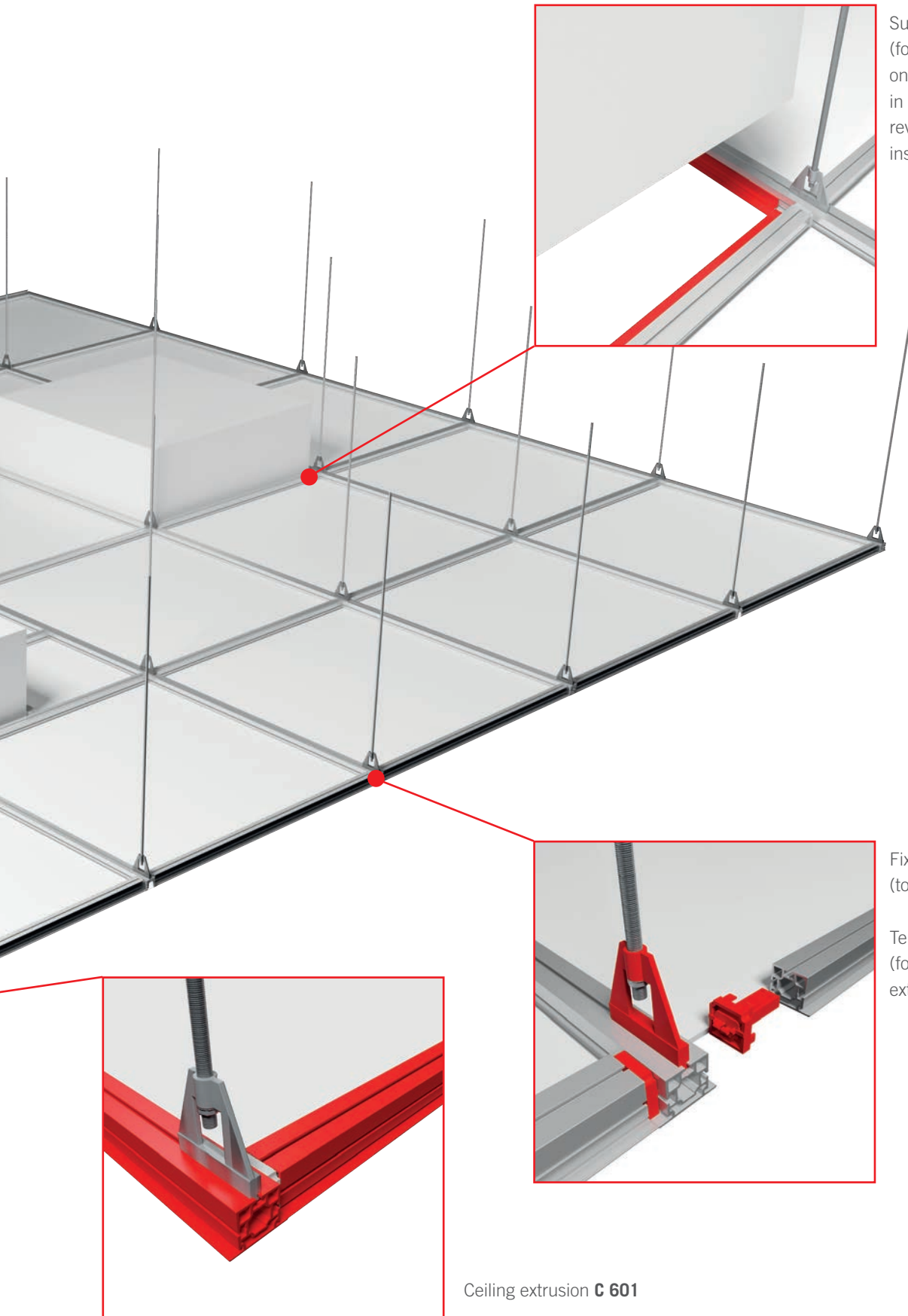
Ceiling clamp **C 675**
(to secure ceiling extrusion
to ceiling bracket)



Connector **Z 967**
(for extension of ceiling
extrusions)

TECHNICAL FEATURES

Ceiling system electronics and semiconductors



Support extrusion **C 613**
(for installation of FFUs or lights
on site: extrusion is swiveled
in to groove and allows later
revision of components or
installations)

Fixing set **C 660**
(to suspend ceiling extrusions)

Tension lock set **C 624**
(for connections of ceiling
extrusions at an angle of 90°)

Ceiling extrusion **C 601**

PARTS LIST (SAMPLE CEILING 6000 × 6000 MM)

ARTICLE	DESCRIPTION	QUANTITY
C 601/3000	Ceiling extrusion 3000 mm	8
Z 967	Connector ceiling extrusion C 601/3000	4
C 601/1154	Ceiling extrusion 1154 mm incl. 2 × tension lock set C 624	32
C 601/554	Ceiling extrusion 554 mm incl. 2 × tension lock set C 624	1
C 608	Ceiling extrusion LED 6000 mm	2
C 610/1500	LED strip 1500 mm	8
C 610/C	LED fixing clip	12
C 637/2000	LED cover extrusion 2000 mmm	6
OL 98/2	LED power supply	2
C 660	Fixing set	36
C 663	Thread rod M8 length 3000 mm, for fixing set C 660	36
C 613	Support extrusion 6000 mm crop: 1142 mm crop: 1090 mm crop: 542 mm crop: 490 mm	4 2 4 2
C 626-6	Panel 1152 × 1152 mm crop: 1152 × 1094 mm crop: 1152 × 552 mm crop: 552 × 552 mm	17 5 2 1
C 730	Clip for panel	100
C 175-1	Gasket 8 × 1 mm length 60 m, for ceiling panel	2



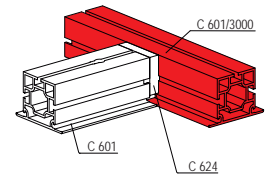
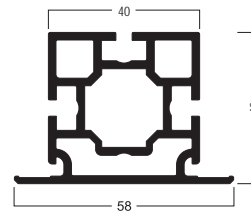


CEILING EXTRUSION
3000 MM



C 601/3000.01

Aluminium I for ceiling construction with grid of 1200 × 1200, 600 × 1200 and 600 × 600 mm, 2 × drillings of connector Z 967
4.35 kg l 3000 mm

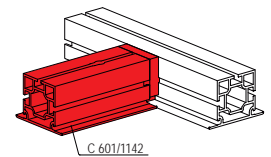
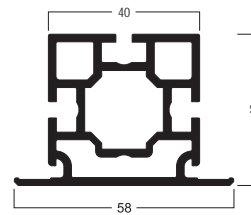


CEILING EXTRUSION
1142 MM



C 601/1142.01

Aluminium I for ceiling construction with grid of 1200 × 1200 and 600 × 1200 mm, 2 × tension lock set C 624
1.78 kg l 1142 mm

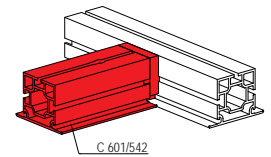
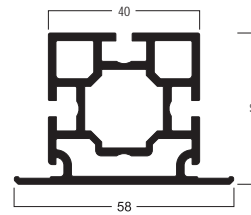


CEILING EXTRUSION
542 MM




C 601/542.01

Aluminium I for ceiling construction with grid of 600 × 1200 and 600 × 600 mm, 2 × tension lock set C 624
0.21 kg l 542 mm

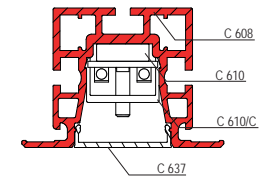
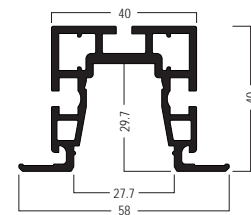


LED CEILING EXTRUSION
6000 MM



C 608.01

Aluminium I for ceiling construction, with opening for LED strip C 610, in combination with LED cover extrusion C 637
7.32 kg l 6000 mm

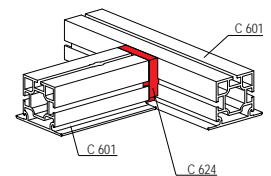
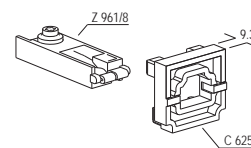


TENSION LOCK SET
FOR CEILING EXTRUSION



C 624

Aluminium I for ceiling construction, tension lock Z 961/8 incl. plastic adaptor C 625 for compensation of supporting area of 9 mm of ceiling extrusion
0.06 kg



COMPONENTS

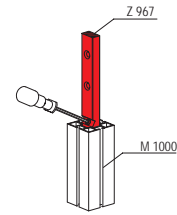
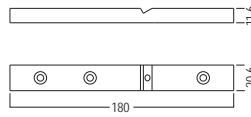
Ceiling system electronics and semiconductors

CONNECTOR STRAIGHT



Z 967.90

Aluminium I for connection of two ceiling extrusions C 601, incl. 1 x set screw Z 967/20 (M6), 2 x countersunk screw E 111/m (M6), 2 x countersunk screw M 1102/20 (M6), 2 x washer Z 18 0.13 kg

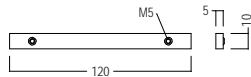


CONNECTOR LED STRAIGHT FOR C 608



C 638.90

Aluminium I for connection of two LED ceiling extrusions C 608, incl. 2 x clamping screw M5 0.05 kg

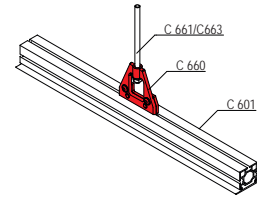
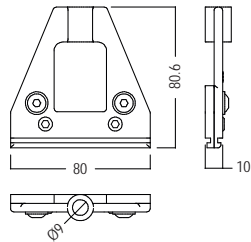


FIXING SET FOR SYSTEM GROOVE



C 660.90

Zinc diecasting/steel I for suspension of cleanroom ceiling with thread rod M8, consisting of part A and B, to attach to system groove 4.3 mm, incl. 2 x flange head screw M 1557/20 and 2 x set screw M 1435/7 0.23 kg



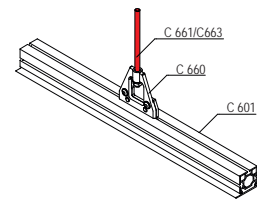
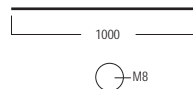
! Attention:
maximum load
300 kg

THREAD ROD M8



C 661.01

Steel I for mounting of fixing set to ceiling on site 0.34 kg l 1000 mm

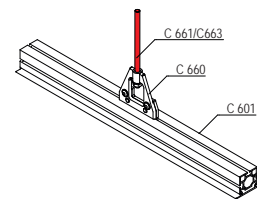
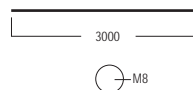


THREAD ROD M8



C 663.01

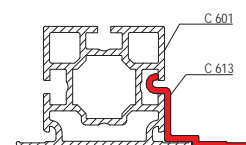
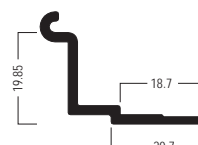
Steel I for mounting of fixing set to ceiling on site 0.92 kg l 3000 mm



SUPPORT EXTRUSION WIDE

C 613.01

Aluminium | for enlargement of supporting area of ceiling extrusions 19 mm
1.82 kg | 6000 mm



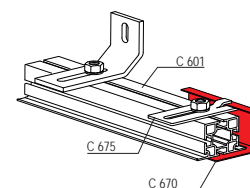
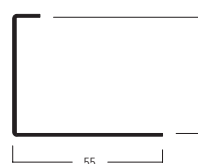
i
For reversible installation of FFUs and lights



CEILING BRACKET FOR FIXATION TO WALL

C 670.01

Aluminium | for mounting of cleanroom ceiling to ceiling on site in combination with ceiling clip C 675
0.56 kg | 2400 mm



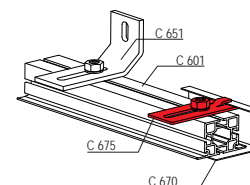
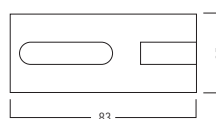
!
Attention: Secure the ceiling extrusion with ceiling clip C 675



CEILING CLIP AS SAFETY DEVICE

C 675.01

Steel | to secure ceiling extrusion to ceiling bracket C 670, incl. hammerhead screw set M 1472
0.56 kg | 2400 mm



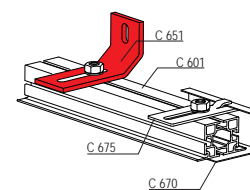
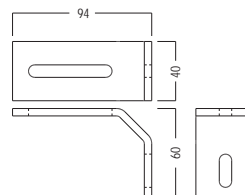
i
1 piece per running meter



FIXING BRACKET AS SAFETY DEVICE

C 651.01

Steel | to secure ceiling bracket C 670 to wall on site
0.18 kg



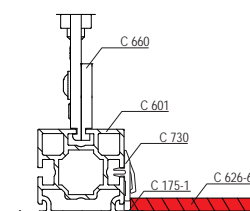
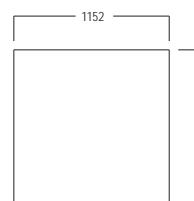
i
1 piece per running meter



PANEL 6 MM ALUMINIUM COMPOSITE 1152 MM × 1152 MM

C 826-6

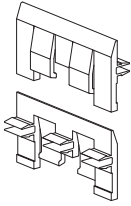
Aluminium | Panel to use in ceiling construction with a grid of 1200 × 1200 mm
6.25 kg



COMPONENTS

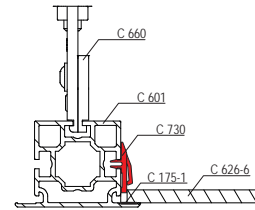
Ceiling system electronics and semiconductors

CLIP FOR CEILING PANEL C 826



C 730

Plastic | for fixation of ceiling panels with a thickness of 6 mm
0.01 kg



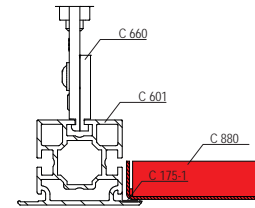

i 4 pieces
per panel

PANEL 1 MM STEEL SHEET 1152 MM × 1152 MM




C 880

Steel sheet | Panel to use in ceiling construction with a grid of 1200 × 1200 mm
10.40 kg

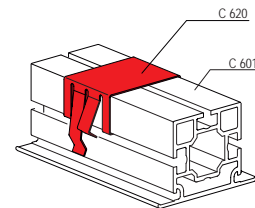


SPRING FOR CEILING PANEL C 880



C 620

Spring steel | for fixation of ceiling panel C 880 and C 881 with a thickness of 1 mm
0.01 kg



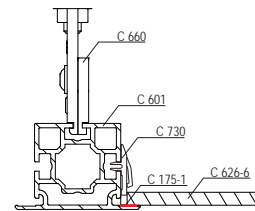
i 4 pieces
per panel

GASKET FOR CEILING PANEL 6 MM



C 175-1

Plastic | for sealing of gap between ceiling extrusion and ceiling panel, 1 mm PE-foam, self-adhesive
0.05 kg | 60 m × 8 mm



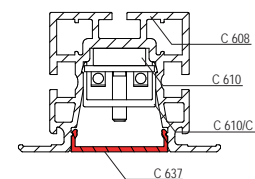
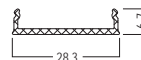
i installation afloat
of panel

LED COVER EXTRUSION YELLOW



C 637/2000-G

Polycarbonate | to cover the opening of LED ceiling extrusion C 608
0.18 kg | 2000 mm

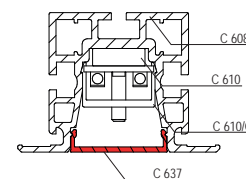
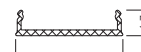


**LED COVER EXTRUSION
TRANSLUCENT**



C 637/2000

Polycarbonate | to cover the opening of LED ceiling extrusion C 608
0.18 kg | 2000 mm

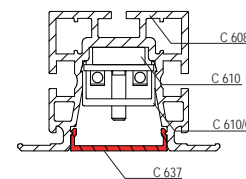
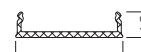


**LED COVER EXTRUSION
TRANSLUCENT**



C 637/1500

Polycarbonate | to cover the opening of LED ceiling extrusion C 608
0.14 kg | 1500 mm



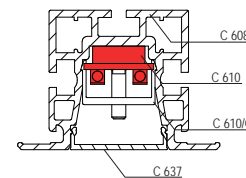
**LED STRIP
FOR C 608**



Attention: fixation with LED fixing clip C 610/C

C 610/900

Aluminium | for mounting to LED ceiling extrusion C 608, incl. 3 LED boards, can be used in connection with cover extrusion C 637, 20 W, 2100 lm, 24V, DC, 4000 K
0.27 kg | 900 mm



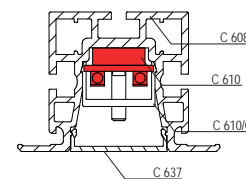
**LED STRIP
FOR C 608**



Attention: fixation with LED fixing clip C 610/C

C 610/1500

Aluminium | for mounting to LED ceiling extrusion C 608, incl. 5 LED boards, can be used in connection with cover extrusion C 637, 33 W, 3500 lm, 24V, DC, 4000 K
0.45 kg | 1500 mm



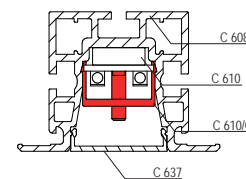
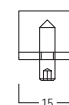
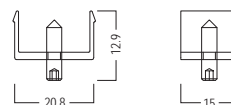
**LED FIXING CLIP
FOR LED STRIP C 610**



3 pieces per LED strip

C 610/C.90


Aluminium | for fixation of LED elements, incl. 1 x clamping screw M4, is clipped into ceiling extrusion C 608
0.01 kg



COMPONENTS

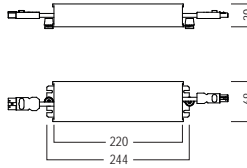
Ceiling system electronics and semiconductors

LED POWER SUPPLY FOR LED STRIP C 610



OL 98/2

Aluminium I input: 100-240 V AC, 50/60Hz, output: 24 V DV, 10 A, 240 W incl. plug OL 146, fixing set OL 252 and OL 144 (included)
1.22 kg



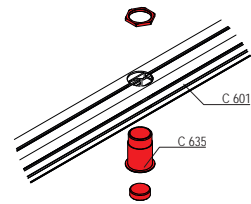
Attention: max.
5 × C 610/1500
or
8 × C 610/900

SPRINKLER SLEEVE WITH COVER SCREW



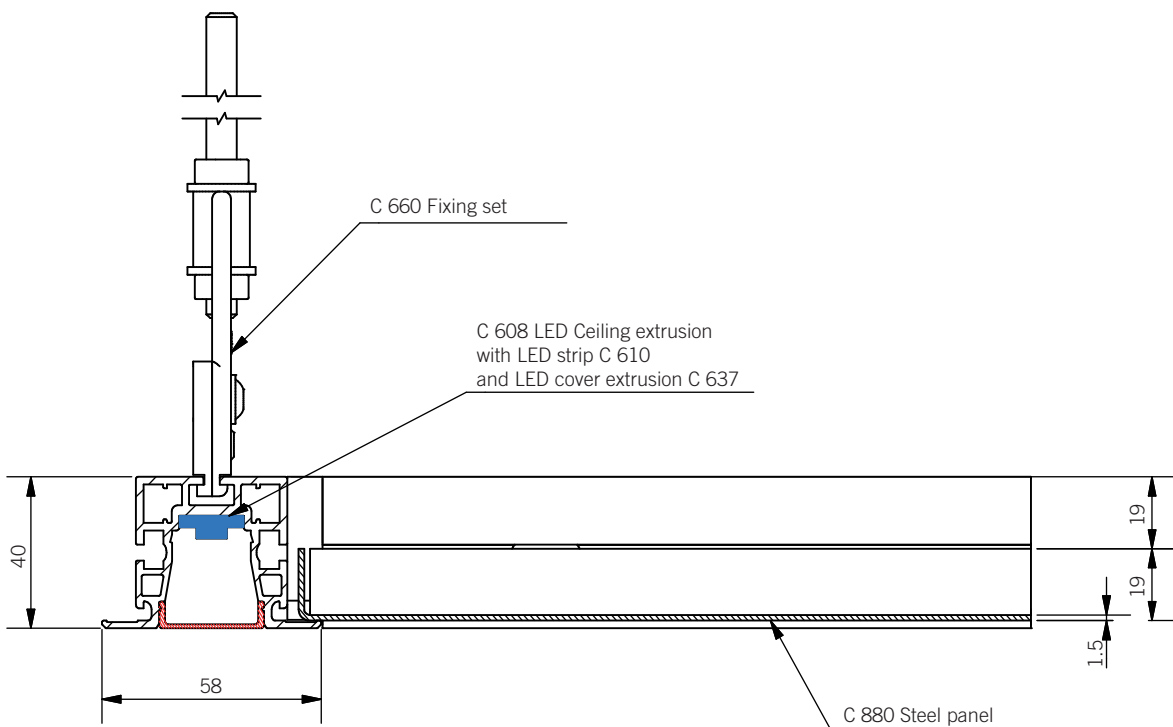
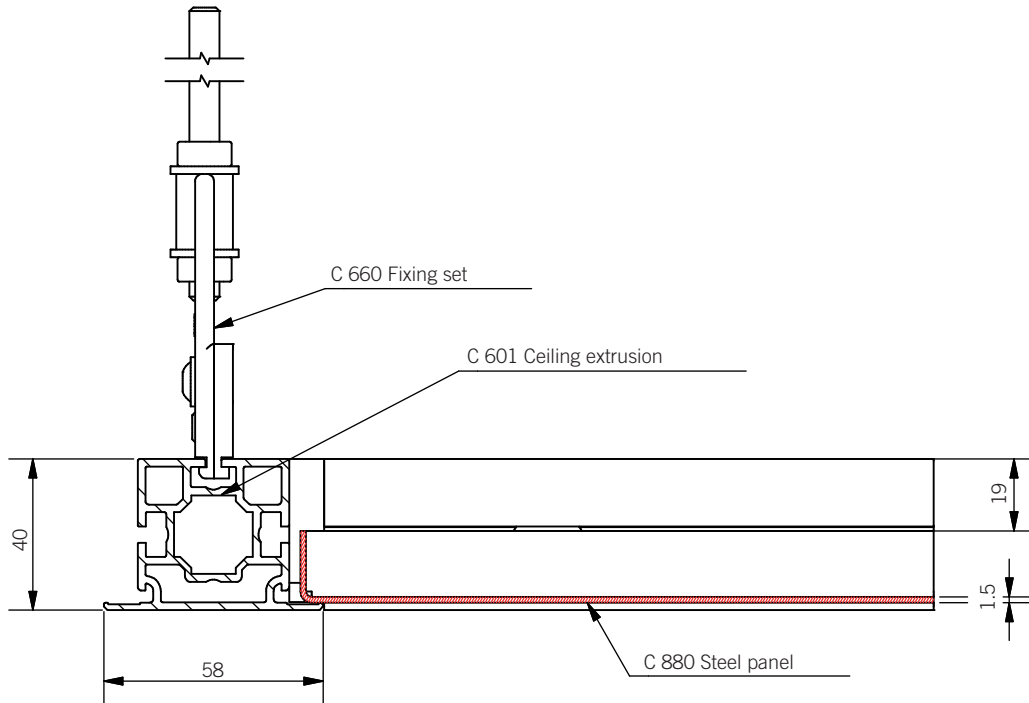
C 635

Aluminium I Sprinkler duct for installation in ceiling extrusions, for sprinkler pipes up to 1" or 25.4 mm, outside diameter 33.5 mm, aluminum pass-through sleeve with flange for flush mounting on ceiling extrusion
0.06 kg

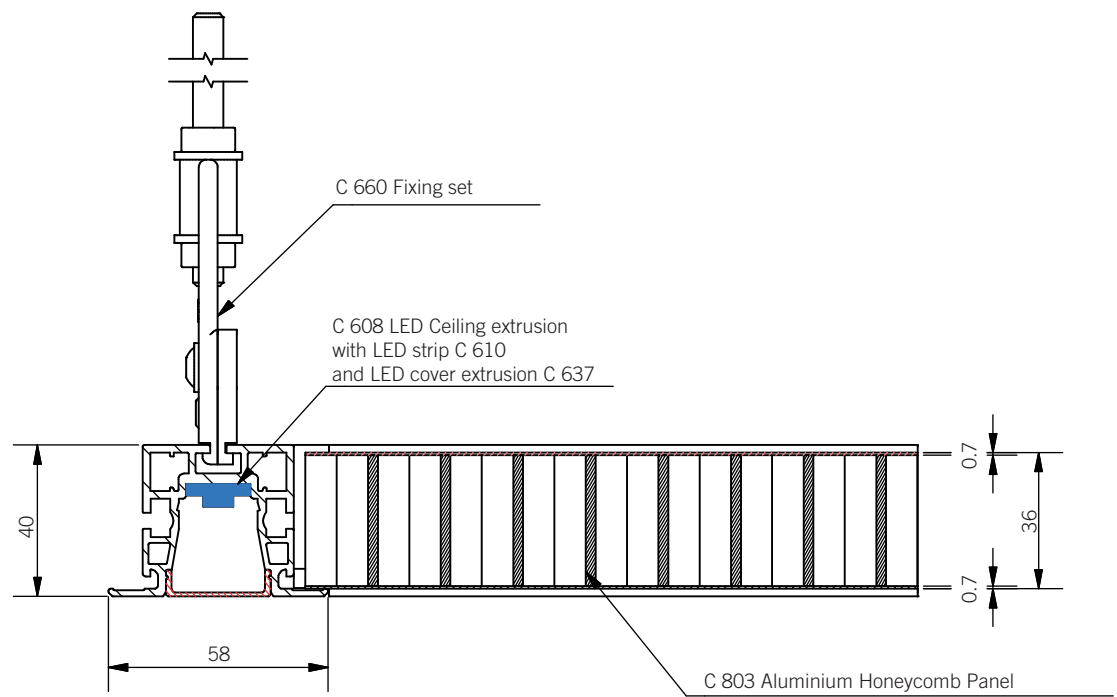
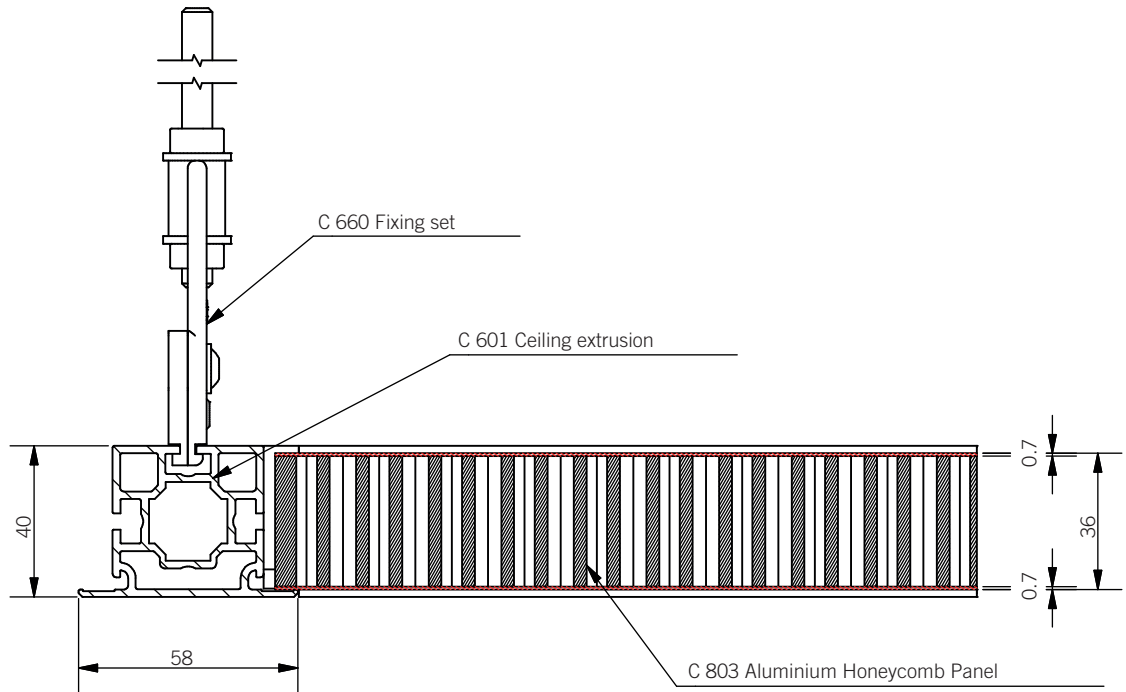




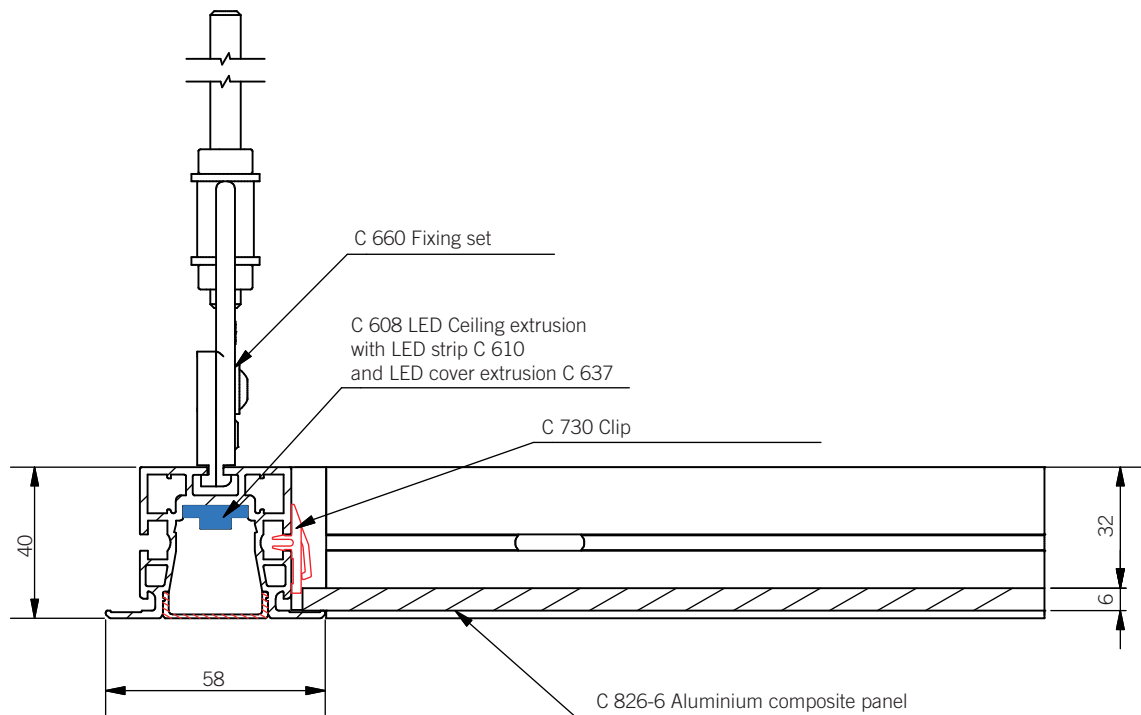
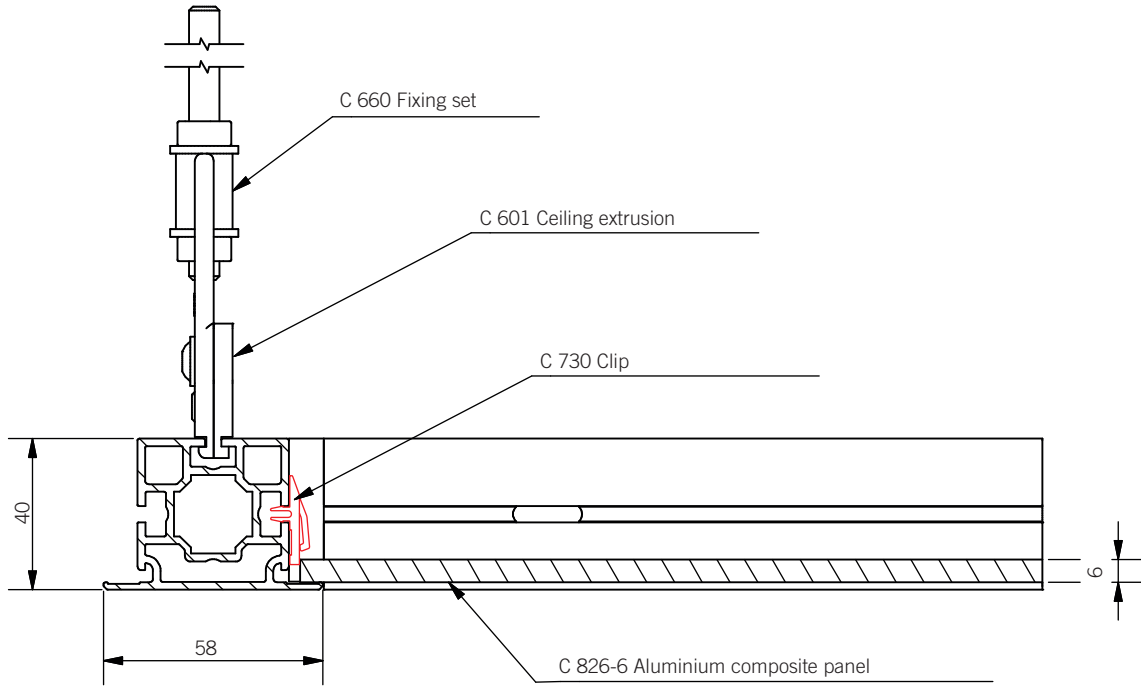
MOUNTING STEEL PANEL C 880 WITH FIXING SET C 660



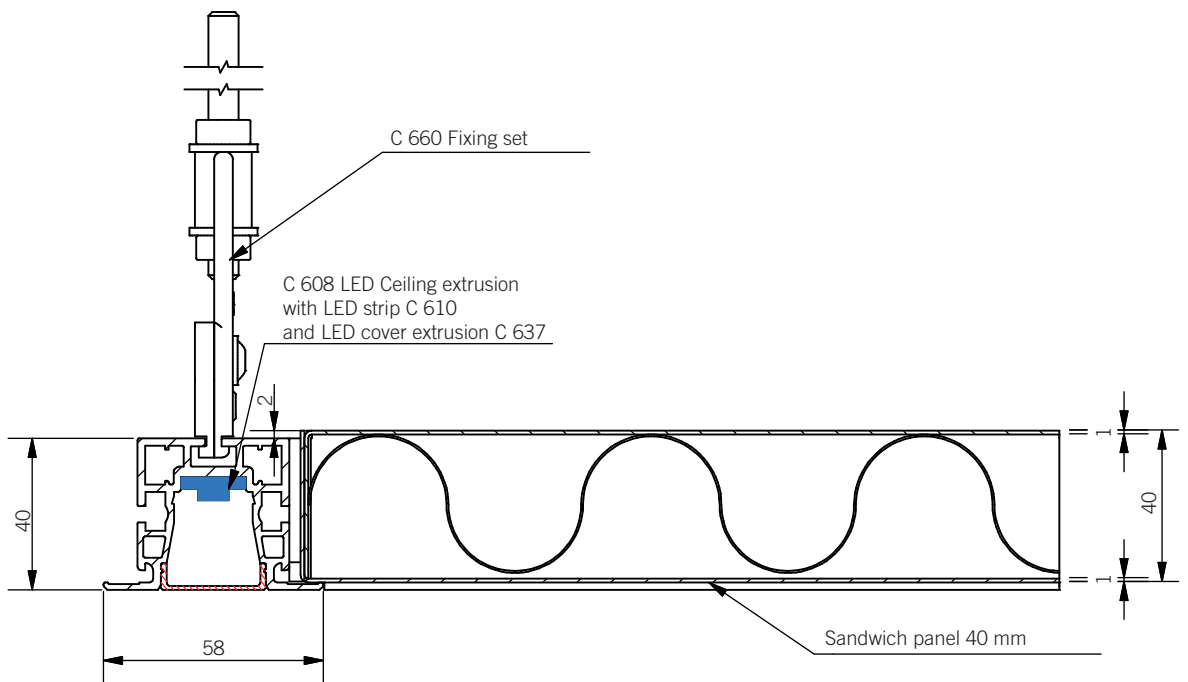
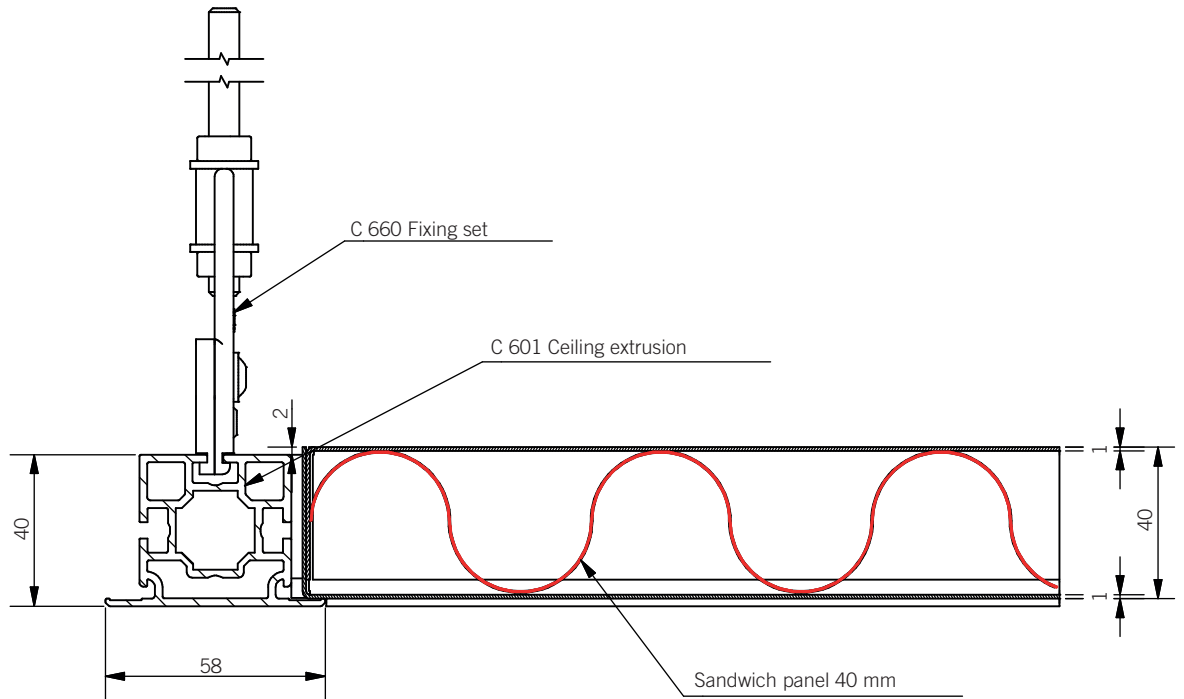
**MOUNTING HONEYCOMB PANEL C 803
WITH FIXING SET C 660**



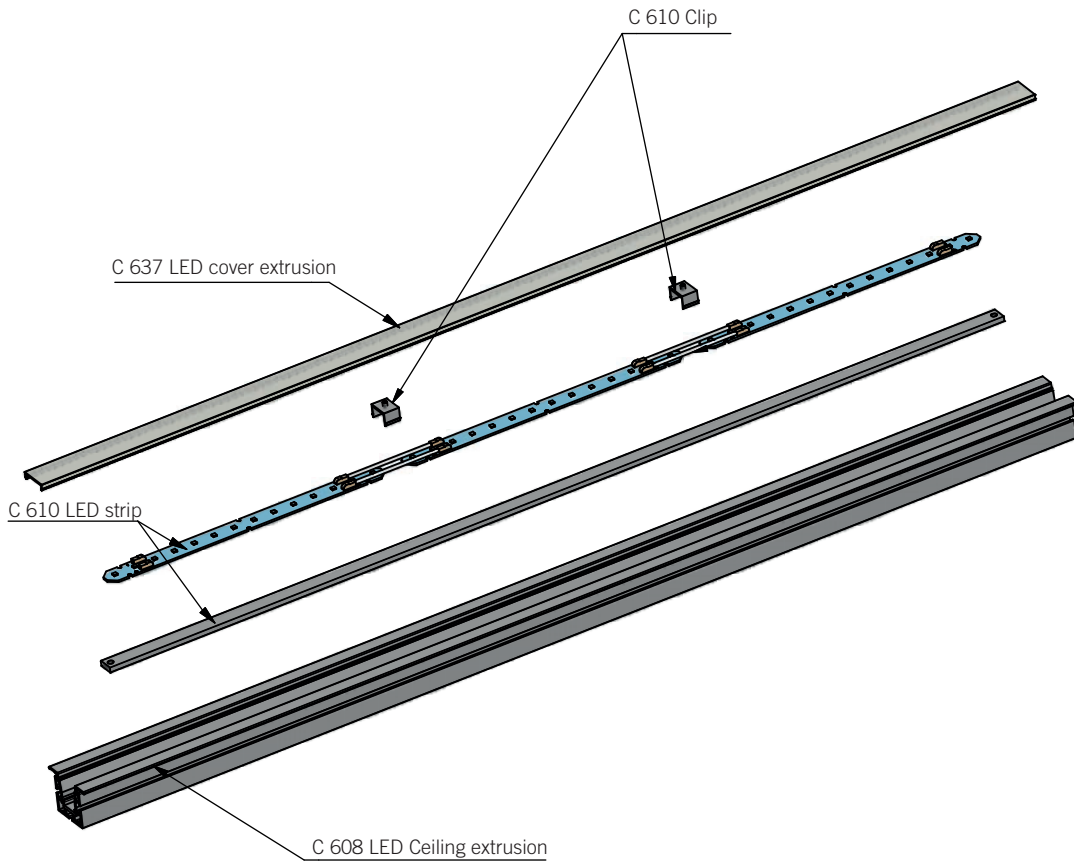
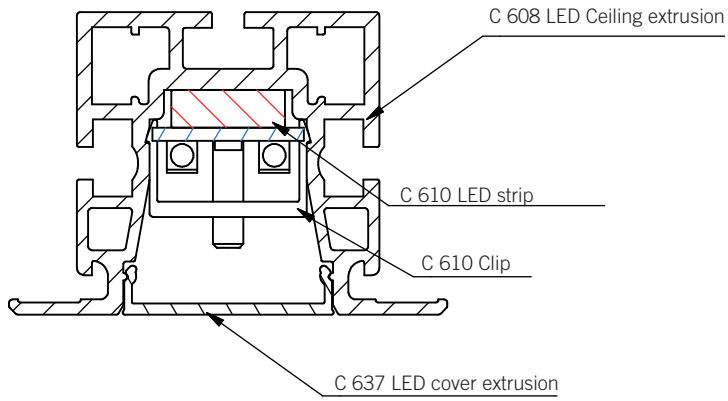
MOUNTING ALUMINIUM COMPOSITE PANEL C 826-6 WITH FIXING SET C 660



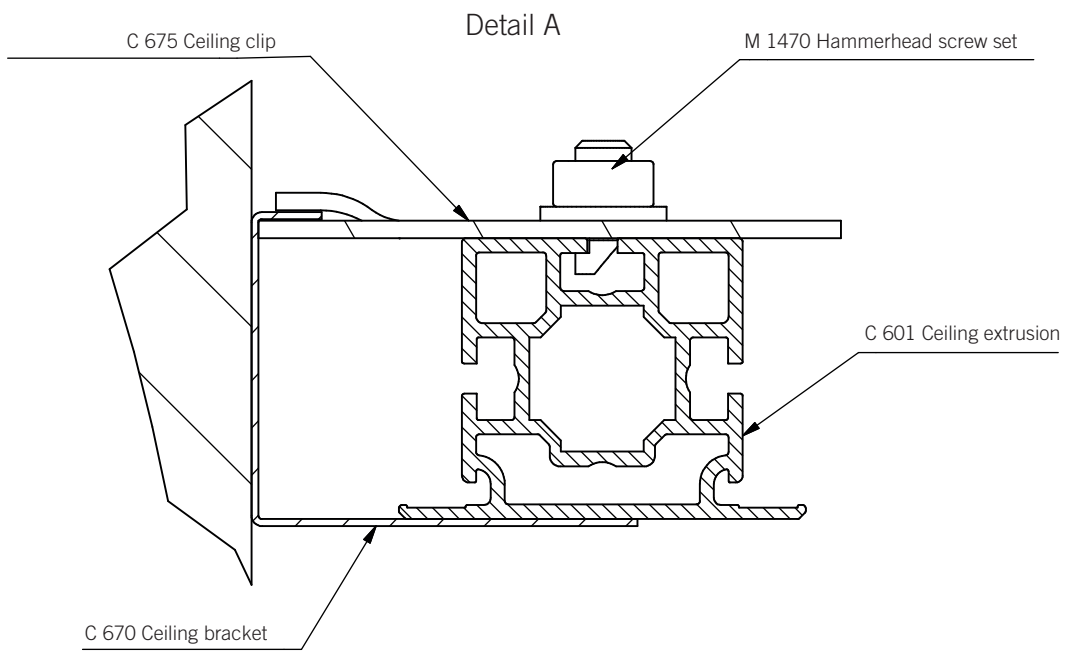
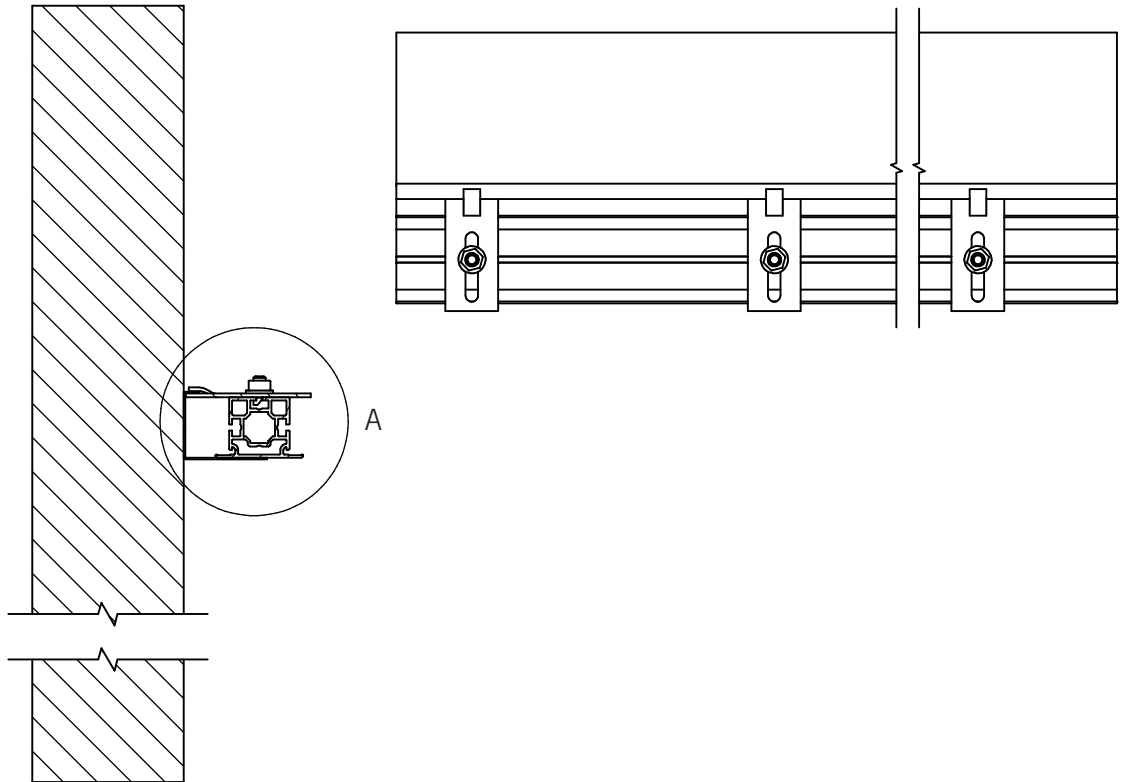
**MOUNTING SANDWICH PANEL 40 MM
WITH FIXING SET C 660**



SET UP LED CEILING EXTRUSION C 608



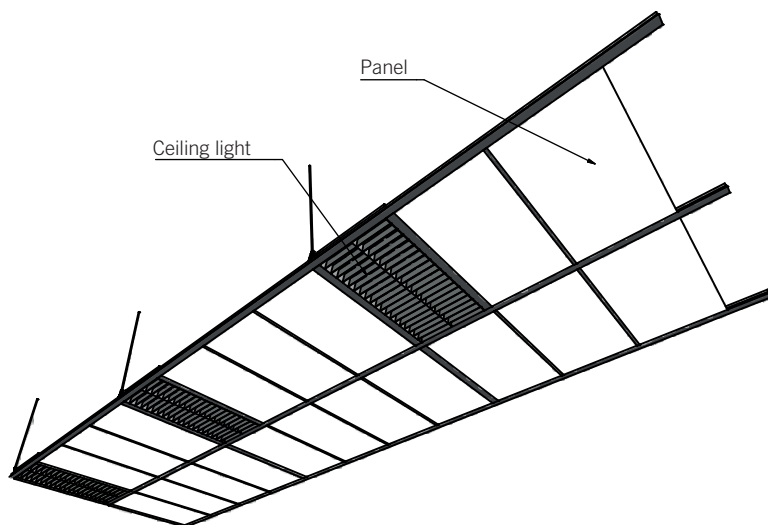
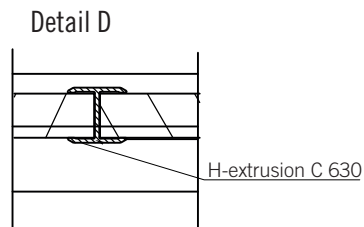
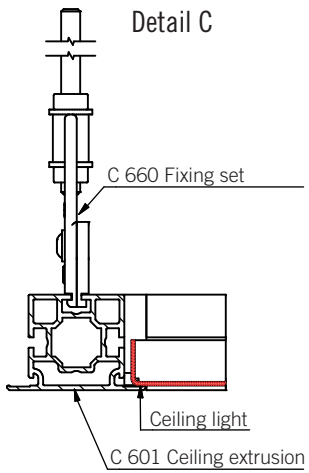
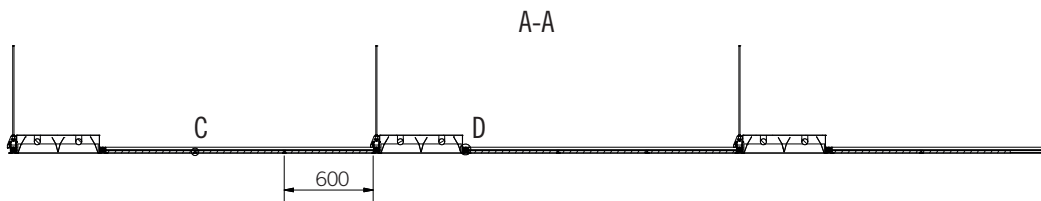
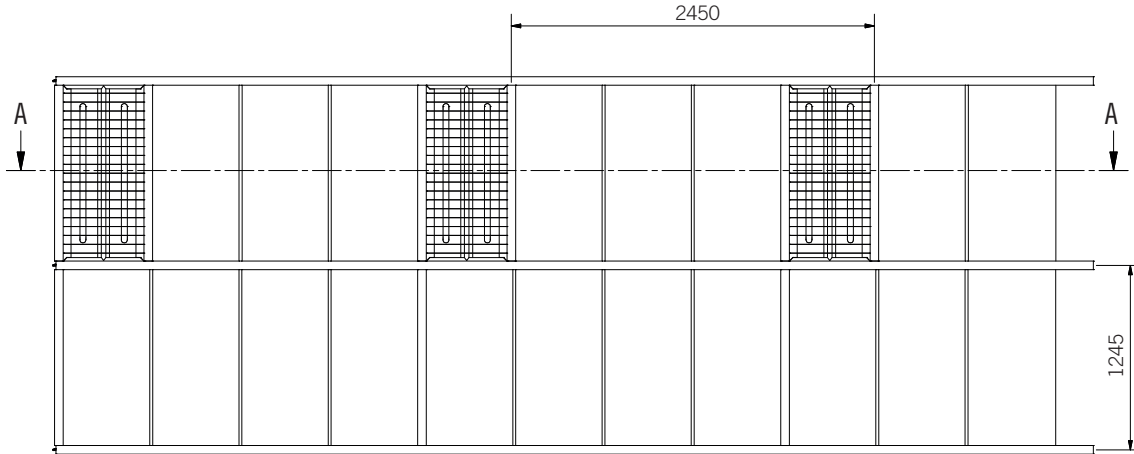
**FIXATION TO WALL ON SITE
WITH CEILING BRACKET C 670**



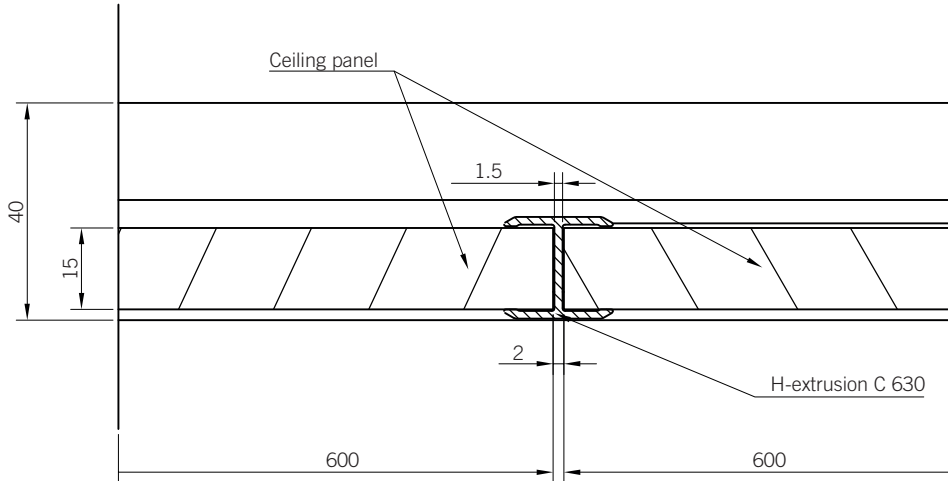
TECHNICAL INFORMATION

Fixation to wall | Ceiling light

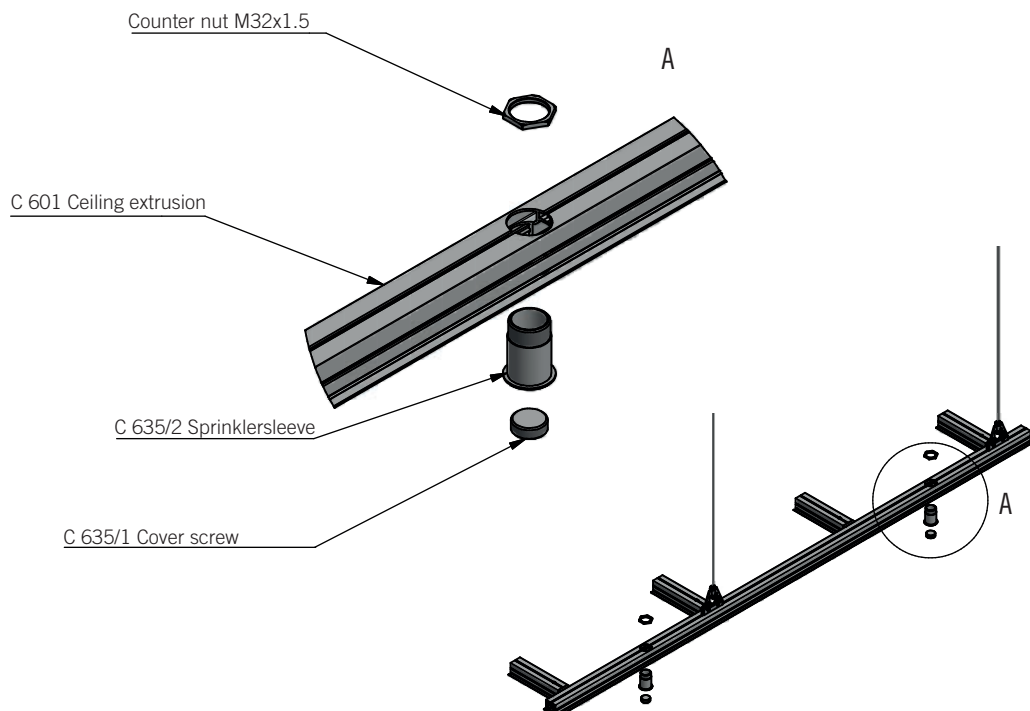
INSTALLATION OF CEILING LIGHT



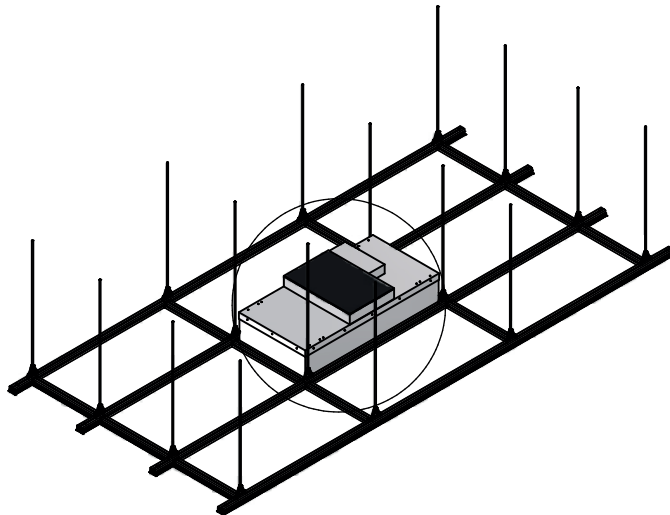
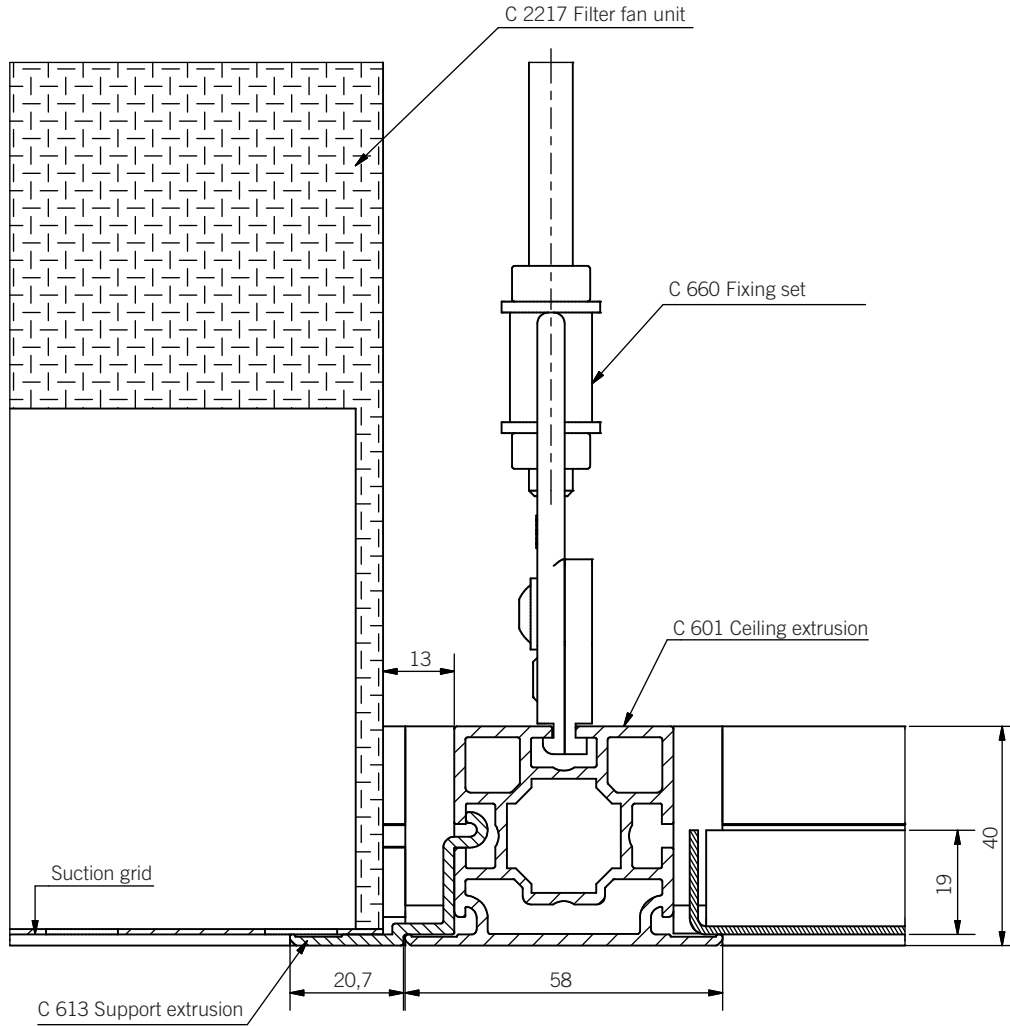
MOUNTING CONNECTOR H-EXTRUSION C 630



MOUNTING SPRINKLERSLEEVE C 635



INSTALLATION OF FILTER FAN UNIT WITH SUPPORT EXTRUSION C 613



EXHIBITION SYSTEMS
PROJECT SOLUTIONS
PRESENTATION
INTERIOR DESIGN
CLEANROOM SYSTEMS

OCTANORM® Germany**Head Office**

Raiffeisenstraße 39
70794 Filderstadt
T. +49 711 77003-0
F. +49 711 77003-53
info@octanorm.de
www.octanorm-cleanroom.com

EUROPE**OCTANORM® Nordic AB renrum**

Tel. +46 8 621 6500
www.octanorm-cleanroom.com

OCTANORM® UK

Tel. +44 20 85 45 2945
www.octanorm-cleanroom.com

OCTANORM® Nederland

Tel. +31 50 309 5133
www.octanorm-cleanroom.com

AMERICA**OCTANORM® North America**

Tel. +1 770 7 32 1520
www.octanorm-cleanroom.com

AFRICA**OCTANORM® South Africa**

Tel. +27 11 433 2010
www.octanorm-cleanroom.com